

Making Form for Swirl




62 × 62 × 18cm bamboo, dyed, urushi, gold dust

August 2006


Ueno Masao



Two spiral bamboo stripes are the skeleton for swirl. 5 bamboo stripes are fixed to the flame by cotton strings.



Each paper disks has 86 holes for bamboo stripes. The diameter of disk is 13.8cm. Large central bamboo circle is a temporary flame. Small bamboo circle at the bottom is used to fasten the joint of bamboo stripes.




86 pieces of bamboo stripes are fixed to the frame.



Three paper disks were taken away from the swirl.



All the paper disks and the central bamboo circle are taken away from the swirl.



To enlarge the three part of swirl , three larger paper disks are inserted again to the swirl.



Finally the form for swirl is made up.

At this stage, all the cotton strings are changed to rattan stripes.

Wipe Urushi is coated 10 times to fasten the structure. After this process, three larger paper disks are taken away from swirl.

After polished many times by paper,powder, clothes , wipe urushi is coated again for gold dust.

Traditional Makie method is used to fix gold dust on the surface of bamboo.

20th August 2006

Ueno Masao

Ueno Masao