

Processing the bamboo for my work



In December, I cut bamboo from the bamboo grove around my house.
The bamboo is dried under the sun for a month.

Bamboo standing on the left is in drying process. Bamboo stripes on the ground is in
splitting process. I use *Madake to make refined craft works.

*Madake: *Phyllostachys bambusoides*



The surface of bamboo is covered with oil. This oil is said to play an important part to keep the bamboo green even in the dry and cold winter.

To protect bamboo from the insects, I extract the oil at the end of January. This process is important to make a beautiful surface to bamboo products.



These bamboos are left outside until the end of February to bleach the color of the surface. Dry and cold season continue until the end of February.

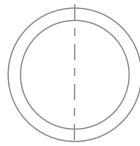
At the beginning of March, I scrape the surface of bamboo.



The thin and hard surface skin of bamboo is right side.
Left side is scraped surface.

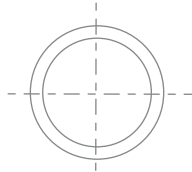



I am splitting the bamboo in half.



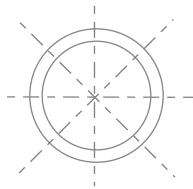


Spritted bamboo in four pieces.





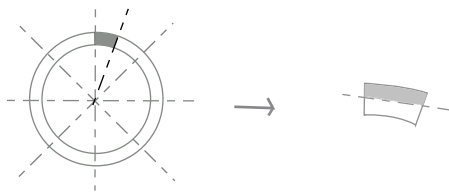
Spritted bamboo in eight pieces.



Bamboos standing left side: To bleach the bamboo with sun light, bamboo is left outside after the oil extracting process.



After splitting in 16 pieces, I am paring inner skin.





After paring inner skin, I split the bamboo in 32 pieces.
Next process is to scrape inner skin with fixed knife.
With this process, bamboo get the equal thickness.





After splitting the bamboo stripes in 64 pieces, I am scraping them to make equal width.



64 pieces of bamboo stripes are prepared for my work.



Bamboos splitted in half are in drying process.

From December 1998 to April 1999

At the garden of my house

Photographer ueno masao